

**DC** Представитель и Дистрибьютер :  
Przedstawiciel i Dystrybutor **DC** :



## DC SWISS SA

CH-2735 Malleray  
Tel. +41 32 491 63 63  
Fax +41 32 491 64 64  
E-mail: info@dcswiss.ch



**THREADING  
TECHNOLOGY**

[www.dcswiss.com](http://www.dcswiss.com)

**DC SWISS SA**  
RU-PL-ID-2011

















**THREADING  
TECHNOLOGY**

*Основной каталог*  
**Katalog główny**

RU-PL-ID-2011

# NPT, NPTF

Указатель – Машинные метчики, NPT ANSI B1.20.1 и NPTF B1.20.3  
 Skorowidz – Gwintowniki maszynowe, NPT ANSI B1.20.1 i NPTF B1.20.3

	N						
Характеристики Cechy charakterystyczne		 	 				
							
Типы отверстий Typ otworu							
							
	<b>N410-3</b>	<b>N410V-3</b>	<b>N411V-3</b>	<b>D5800</b>			
NPT Длинный по DIN NPT DIN długi DC	166	166	166	167			
NPTF Длинный по DIN NPTF DIN długi DC	166			167			

		N						
<b>Характеристики</b> <b>Cechy charakterystyczne</b>								
<b>Типы отверстий</b> <b>Typ otworu</b>								
	<b>N420-3</b>	<b>N410-1</b>	<b>N410-2</b>	<b>N410-3</b>	<b>N410-S</b>	<b>N410-8</b>		
<b>PG</b> Длинный по DIN PG DIN długi <b>DIN 40433</b>	<b>168</b>							
<b>TR</b> Длинный по DIN TR DIN długi <b>DC</b>		<b>169</b>	<b>169</b>	<b>169</b>	<b>169</b>	<b>168</b>		
<b>Класс точности</b> Tolerancja <b>TR 7H</b>				<b>169</b>	<b>169</b>	<b>168</b>		

NPT, NPTF  
PG, TR

# NPT, NPTF

ANSI B1.20.1, ANSI B1.20.3

HSSE



							N410-3	N410V-3	N411V-3	N410-3
N410-3										
N410V-3										
N411V-3										
N410-3										
							NPT	NPT	NPT	NPTF
$\varnothing$ d <sub>1</sub>	P	l <sub>1</sub>	l <sub>2</sub>	d <sub>2</sub>	a		ID	ID	ID	ID
NPT, NPTF	TPI	mm	mm	mm	mm					
1/16	27	71	13.0	7.0	5.5	3	101961	102021	102031	101971
1/8	27	71	13.0	8.0	6.2	5	101964	102024	102034	101974
1/4	18	80	20.0	11.0	9.0	5	101963	102023	102033	101973
3/8	18	90	20.0	12.0	9.0	5	101968	102028	102038	101978
1/2	14	100	26.0	16.0	12.0	5	101962	102022	102032	101972
3/4	14	110	26.0	20.0	16.0	5	101967	102027	102037	101977
1	11.5	125	32.0	25.0	20.0	5	101965	102025	102035	101975
1 1/4	11.5	125	32.0	32.0	24.0	5	101960	102020		
1 1/2	11.5	140	32.0	36.0	29.0	5	101959	102019		* 101969
2	11.5	160	32.0	36.0	29.0	7	101966	102026		* 101976

Vc (m/min) Ø d1				
NPT, NPTF 1/16" - 1/4"		3/8" - 1/2"	3/4" - 1"	1.1/4" - 2"
	6	5	4	3
	5	4	3	2
	10	8	7	5
	18	15	13	10

# NPT, NPTF

ANSI B1.20.1, ANSI B1.20.3

HSSE



					D5800
<b>D5800</b>					
Ø"	$l_1$	$l_2$	$d_2$	$a$	
<b>NPT, NPTF</b>	mm	mm	mm	mm	
1/16	70	17.0	6.0	4.9	118701
1/8	70	17.0	8.0	6.2	110531
1/4	80	27.0	10.0	8.0	110530
3/8	85	27.0	12.0	9.0	110535
1/2	95	35.0	16.0	12.0	110529
3/4	105	35.0	20.0	16.0	110534
1	130	43.0	25.0	20.0	110532

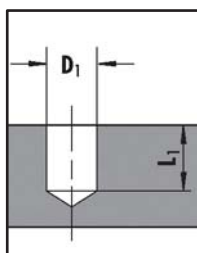
## Диаметр отверстия под резьбы NPT и NPTF Średnice otworów pod gwinty NPT oraz NPTF

\*Рекомендуется конич. развёртывание до  $D_2$

\*Zalecane jest rozwiercanie stożkowe do górnego limitu  $D_2$

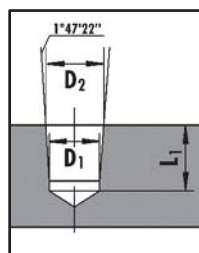
Отверстие с параллельными стенками  
Повышенный износ, не рекомендуется

Отwór walcowy  
Zwiększone zużycie gwintownika, nie zalecane



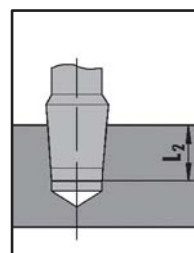
Коническое отверстие 1:16  
Предварительное отв.  $D_1$  и развёртывание до  $D_2$

Отwór stożkowy 1:16  
Nawierc na  $\varnothing D_1$  i rozwierc stożkowo na  $\varnothing D_2$



Коническое отверстие  
Заход метчика на глубину  $L_2$  = номинальный диаметр

Отwór gwintowany  
Gwintuj otwór na głębokość  $L_2$  =  $\varnothing$  nominalna

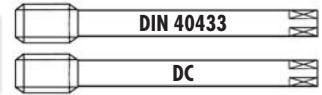


Ø"	$L_1$ min.	$D_1$	* $D_2$ mini	* $D_2$ maxi	$L_2$
<b>NPT, NPTF</b>	mm	mm	mm	mm	mm
1/16	11.40	6.00	6.413	6.505	10.179
1/8	11.65	8.30	8.760	8.852	10.217
1/4	16.85	10.80	11.397	11.483	14.958
3/8	17.20	14.20	14.836	14.922	15.268
1/2	22.25	17.50	18.333	18.419	19.920
3/4	22.70	22.80	23.678	23.764	20.403
1	27.20	28.65	29.726	29.812	24.518

NPT, NPTF

# PG DIN 40430 TR ISO 2901-2904, DIN 103


HSSE

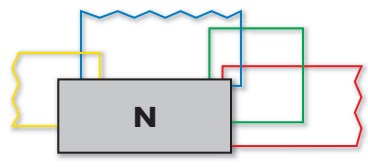
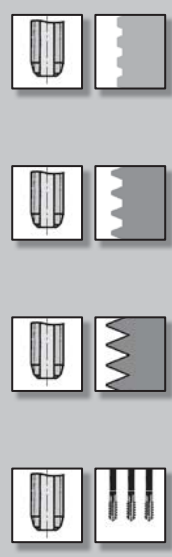
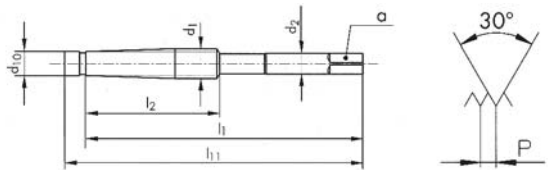





		N420-3		N410-8																																																																																																																																																																																																							
<table border="1"> <tr> <td>61</td> <td>63</td> <td>71</td> <td>72</td> <td>73</td> </tr> <tr> <td>81</td> <td></td> <td></td> <td></td> <td></td> </tr> </table>		61	63	71	72	73	81					<table border="1"> <tr> <td>31</td> <td>62</td> <td>74</td> </tr> </table>		31	62	74	<table border="1"> <tr> <td>2.5 x P</td> <td>&lt; 1.5 x D</td> </tr> </table>		2.5 x P	< 1.5 x D																																																																																																																																																																																							
61	63	71	72	73																																																																																																																																																																																																							
81																																																																																																																																																																																																											
31	62	74																																																																																																																																																																																																									
2.5 x P	< 1.5 x D																																																																																																																																																																																																										
<table border="1"> <thead> <tr> <th>Ø d<sub>1</sub></th> <th>P</th> <th>d<sub>1</sub></th> <th>l<sub>1</sub></th> <th>l<sub>2</sub></th> <th>d<sub>2</sub></th> <th>α</th> <th>3</th> <th>l<sub>1</sub></th> <th>ID</th> </tr> <tr> <th>PG</th> <th>TPI</th> <th>mm</th> <th>mm</th> <th>mm</th> <th>mm</th> <th>mm</th> <th></th> <th>mm</th> <th></th> </tr> </thead> <tbody> <tr><td>7</td><td>20</td><td>12.50</td><td>100</td><td>24.0</td><td>9.0</td><td>7.0</td><td>3</td><td>11.30</td><td>104901</td></tr> <tr><td>9</td><td>18</td><td>15.20</td><td>100</td><td>26.0</td><td>12.0</td><td>9.0</td><td>3</td><td>13.90</td><td>104902</td></tr> <tr><td>11</td><td>18</td><td>18.60</td><td>110</td><td>26.0</td><td>14.0</td><td>11.0</td><td>4</td><td>17.30</td><td>104903</td></tr> <tr><td>13.5</td><td>18</td><td>20.40</td><td>125</td><td>28.0</td><td>16.0</td><td>12.0</td><td>4</td><td>19.10</td><td>104904</td></tr> <tr><td>16</td><td>18</td><td>22.50</td><td>125</td><td>28.0</td><td>18.0</td><td>14.5</td><td>4</td><td>21.20</td><td>104905</td></tr> <tr><td>21</td><td>16</td><td>28.30</td><td>150</td><td>36.0</td><td>22.0</td><td>18.0</td><td>4</td><td>26.80</td><td>104906</td></tr> <tr><td>29</td><td>16</td><td>37.00</td><td>170</td><td>38.0</td><td>28.0</td><td>22.0</td><td>4</td><td>35.50</td><td>104907</td></tr> <tr><td>36</td><td>16</td><td>47.00</td><td>190</td><td>38.0</td><td>36.0</td><td>29.0</td><td>5</td><td>45.50</td><td>104908</td></tr> </tbody> </table>		Ø d <sub>1</sub>	P	d <sub>1</sub>	l <sub>1</sub>	l <sub>2</sub>	d <sub>2</sub>	α	3	l <sub>1</sub>	ID	PG	TPI	mm	mm	mm	mm	mm		mm		7	20	12.50	100	24.0	9.0	7.0	3	11.30	104901	9	18	15.20	100	26.0	12.0	9.0	3	13.90	104902	11	18	18.60	110	26.0	14.0	11.0	4	17.30	104903	13.5	18	20.40	125	28.0	16.0	12.0	4	19.10	104904	16	18	22.50	125	28.0	18.0	14.5	4	21.20	104905	21	16	28.30	150	36.0	22.0	18.0	4	26.80	104906	29	16	37.00	170	38.0	28.0	22.0	4	35.50	104907	36	16	47.00	190	38.0	36.0	29.0	5	45.50	104908	<table border="1"> <thead> <tr> <th>Ø d<sub>1</sub></th> <th>P</th> <th>l<sub>11</sub></th> <th>l<sub>2</sub></th> <th>d<sub>10</sub></th> <th>d<sub>2</sub></th> <th>α</th> <th>3</th> <th>l<sub>1</sub></th> <th>ID</th> </tr> <tr> <th>TR</th> <th>mm</th> <th>mm</th> <th>mm</th> <th>mm</th> <th>mm</th> <th>mm</th> <th></th> <th>mm</th> <th></th> </tr> </thead> <tbody> <tr><td>10</td><td>2.00</td><td>100</td><td>45.0</td><td>8.20</td><td>7.0</td><td>5.5</td><td>3</td><td>8.20</td><td>102008</td></tr> <tr><td>12</td><td>3.00</td><td>140</td><td>75.0</td><td>9.25</td><td>8.0</td><td>6.2</td><td>3</td><td>9.25</td><td>102009</td></tr> <tr><td>14</td><td>3.00</td><td>150</td><td>75.0</td><td>11.25</td><td>10.0</td><td>8.0</td><td>3</td><td>11.25</td><td>102010</td></tr> <tr><td>16</td><td>4.00</td><td>180</td><td>100.0</td><td>12.25</td><td>11.0</td><td>9.0</td><td>3</td><td>12.25</td><td>102011</td></tr> <tr><td>18</td><td>4.00</td><td>180</td><td>100.0</td><td>14.25</td><td>12.0</td><td>9.0</td><td>3</td><td>14.25</td><td>102012</td></tr> <tr><td>20</td><td>4.00</td><td>190</td><td>100.0</td><td>16.25</td><td>14.0</td><td>11.0</td><td>3</td><td>16.25</td><td>102013</td></tr> <tr><td>22</td><td>5.00</td><td>220</td><td>110.0</td><td>17.25</td><td>16.0</td><td>12.0</td><td>4</td><td>17.25</td><td>111616</td></tr> <tr><td>24</td><td>5.00</td><td>220</td><td>110.0</td><td>19.25</td><td>18.0</td><td>14.5</td><td>4</td><td>19.25</td><td>102015</td></tr> </tbody> </table>		Ø d <sub>1</sub>	P	l <sub>11</sub>	l <sub>2</sub>	d <sub>10</sub>	d <sub>2</sub>	α	3	l <sub>1</sub>	ID	TR	mm	mm	mm	mm	mm	mm		mm		10	2.00	100	45.0	8.20	7.0	5.5	3	8.20	102008	12	3.00	140	75.0	9.25	8.0	6.2	3	9.25	102009	14	3.00	150	75.0	11.25	10.0	8.0	3	11.25	102010	16	4.00	180	100.0	12.25	11.0	9.0	3	12.25	102011	18	4.00	180	100.0	14.25	12.0	9.0	3	14.25	102012	20	4.00	190	100.0	16.25	14.0	11.0	3	16.25	102013	22	5.00	220	110.0	17.25	16.0	12.0	4	17.25	111616	24	5.00	220	110.0	19.25	18.0	14.5	4	19.25	102015
Ø d <sub>1</sub>	P	d <sub>1</sub>	l <sub>1</sub>	l <sub>2</sub>	d <sub>2</sub>	α	3	l <sub>1</sub>	ID																																																																																																																																																																																																		
PG	TPI	mm	mm	mm	mm	mm		mm																																																																																																																																																																																																			
7	20	12.50	100	24.0	9.0	7.0	3	11.30	104901																																																																																																																																																																																																		
9	18	15.20	100	26.0	12.0	9.0	3	13.90	104902																																																																																																																																																																																																		
11	18	18.60	110	26.0	14.0	11.0	4	17.30	104903																																																																																																																																																																																																		
13.5	18	20.40	125	28.0	16.0	12.0	4	19.10	104904																																																																																																																																																																																																		
16	18	22.50	125	28.0	18.0	14.5	4	21.20	104905																																																																																																																																																																																																		
21	16	28.30	150	36.0	22.0	18.0	4	26.80	104906																																																																																																																																																																																																		
29	16	37.00	170	38.0	28.0	22.0	4	35.50	104907																																																																																																																																																																																																		
36	16	47.00	190	38.0	36.0	29.0	5	45.50	104908																																																																																																																																																																																																		
Ø d <sub>1</sub>	P	l <sub>11</sub>	l <sub>2</sub>	d <sub>10</sub>	d <sub>2</sub>	α	3	l <sub>1</sub>	ID																																																																																																																																																																																																		
TR	mm	mm	mm	mm	mm	mm		mm																																																																																																																																																																																																			
10	2.00	100	45.0	8.20	7.0	5.5	3	8.20	102008																																																																																																																																																																																																		
12	3.00	140	75.0	9.25	8.0	6.2	3	9.25	102009																																																																																																																																																																																																		
14	3.00	150	75.0	11.25	10.0	8.0	3	11.25	102010																																																																																																																																																																																																		
16	4.00	180	100.0	12.25	11.0	9.0	3	12.25	102011																																																																																																																																																																																																		
18	4.00	180	100.0	14.25	12.0	9.0	3	14.25	102012																																																																																																																																																																																																		
20	4.00	190	100.0	16.25	14.0	11.0	3	16.25	102013																																																																																																																																																																																																		
22	5.00	220	110.0	17.25	16.0	12.0	4	17.25	111616																																																																																																																																																																																																		
24	5.00	220	110.0	19.25	18.0	14.5	4	19.25	102015																																																																																																																																																																																																		

# TR ISO 2901-2904, DIN 103

HSSE



									N410-1	N410-2	N410-3	N410-S
												
												
									<b>7H</b>		<b>7H</b>	
$\varnothing d_1$ TR	P mm	$l_{11}$ mm	$l_2$ mm	$d_{10}$ mm	$d_2$ mm	a mm			ID	ID	ID	ID
10	2.00	85	30.0	8.20	7.0	5.5	3	8.20	101827	101838	101979	110972
12	3.00	115	45.0	9.25	8.0	6.2	3	9.25	101828	101839	101980	110973
16	4.00	165	65.0	12.25	11.0	9.0	3	12.25	101830	101841	101982	110975
20	4.00	175	65.0	16.25	14.0	11.0	3	16.25	101832	101843	101984	110977

PG, TR

